SELUBE SMALL CONVEYOR CHAIN

SELUBE ROLLER CHAIN WITH ATTACHMENT

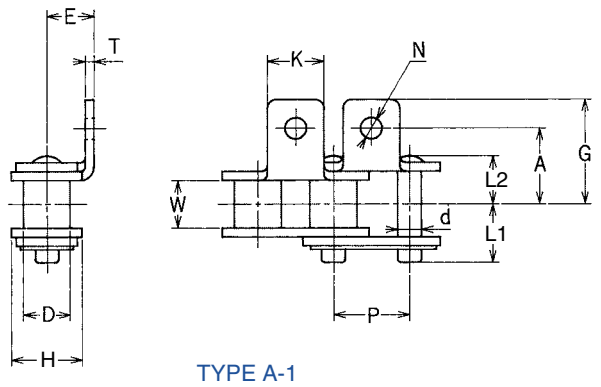

TYPE A-1

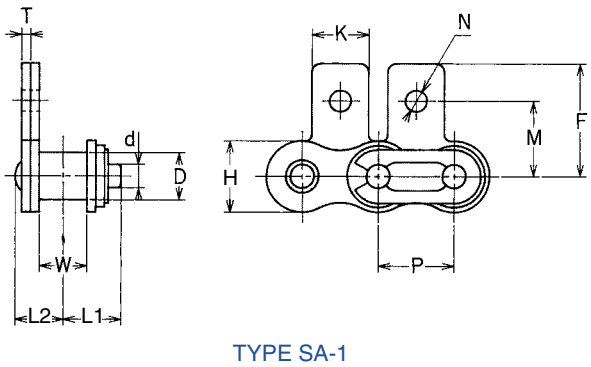

TYPE SA-1

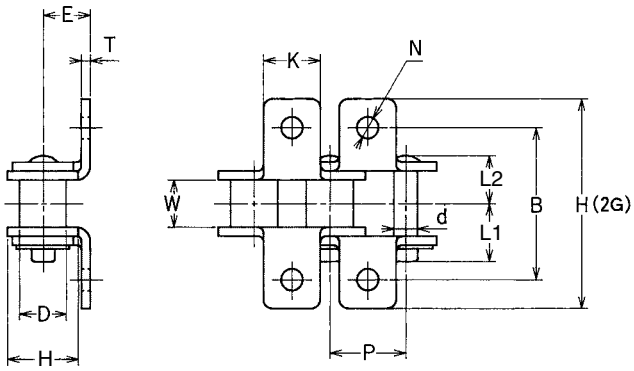

TYPE K-1

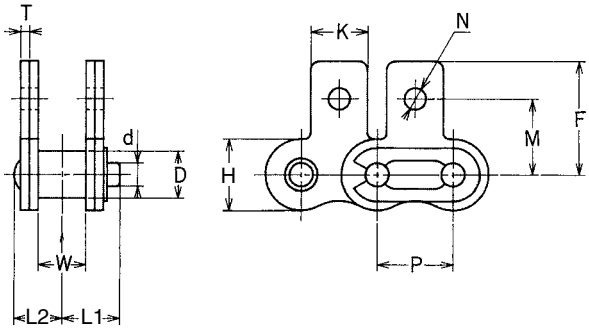

TYPE SK-1

UNIT Upper:inch
Beneath:mm

OCM Chain No.	Pitch P	Roller Diam. D	Width between L.P. W	Link Plate H	Link Plate T	Pin Diam. d	Pin L1	Pin L2	Average Breaking Load Lb/kN{kgf}	Max. Allowable Load Lb/kN{kgf}	Approx Weight Without Attachment Lb/ft·kg/m
OCM 40-SER	0.500 12.70	0.312 7.94	0.313 7.95	0.472 12.0	0.059 1.5	0.155 3.96	0.381 9.7	0.318 8.1	3,520 15.69 {1,600}	616 2.75 { 280}	0.443 0.66
OCM 50-SER	0.625 15.875	0.400 10.16	0.375 9.55	0.590 15.0	0.078 2.0	0.200 5.08	0.476 12.1	0.409 10.4	5,720 25.49 {2,600}	1,012 4.51 { 460}	0.725 1.08
OCM 60-SER	0.750 19.05	0.468 11.91	0.500 12.70	0.708 18.0	0.094 2.4	0.234 5.95	0.578 14.7	0.500 12.7	8,360 37.26 {3,800}	1,408 6.27 { 640}	1.075 1.60
OCM 80-SER	1.000 25.40	0.625 15.88	0.626 15.90	0.944 24.0	0.125 3.2	0.312 7.94	0.740 18.8	0.641 16.3	14,300 63.73 {6,500}	2,354 10.49 {1,070}	1.881 2.80

OCM Chain No.	(A) Attachment K	(A) Attachment N	(A) Attachment A	(A) Attachment E	(A) Attachment G	(K) Attachment (2A)B	(K) Attachment (2G)H	(SA·SK) Attachment M	(SA·SK) Attachment F	Additional Weight Per Attachment A.SA(Lb/kg)	Additional Weight Per Attachment K.SK(Lb/kg)
OCM 40-SER	0.374 9.5	0.141 3.6	0.500 12.7	0.314 8.0	0.690 17.55	1.000 25.4	1.381 35.1	0.500 12.7	0.750 19.05	0.002 0.001	0.004 0.002
OCM 50-SER	0.500 12.7	0.204 5.2	0.626 15.9	0.405 10.3	0.909 23.1	1.252 31.8	1.818 46.2	0.627 15.95	0.994 25.25	0.008 0.004	0.017 0.008
OCM 60-SER	0.626 15.9	0.204 5.2	0.750 19.05	0.468 11.9	1.094 27.8	1.500 38.1	2.189 55.6	0.720 18.3	1.154 29.33	0.015 0.007	0.030 0.014
OCM 80-SER	0.751 19.1	0.267 6.8	1.000 25.4	0.626 15.9	1.276 32.4	2.000 50.8	2.551 64.8	0.968 24.6	1.366 34.7	0.024 0.011	0.048 0.022